

How to navigate the online ETC

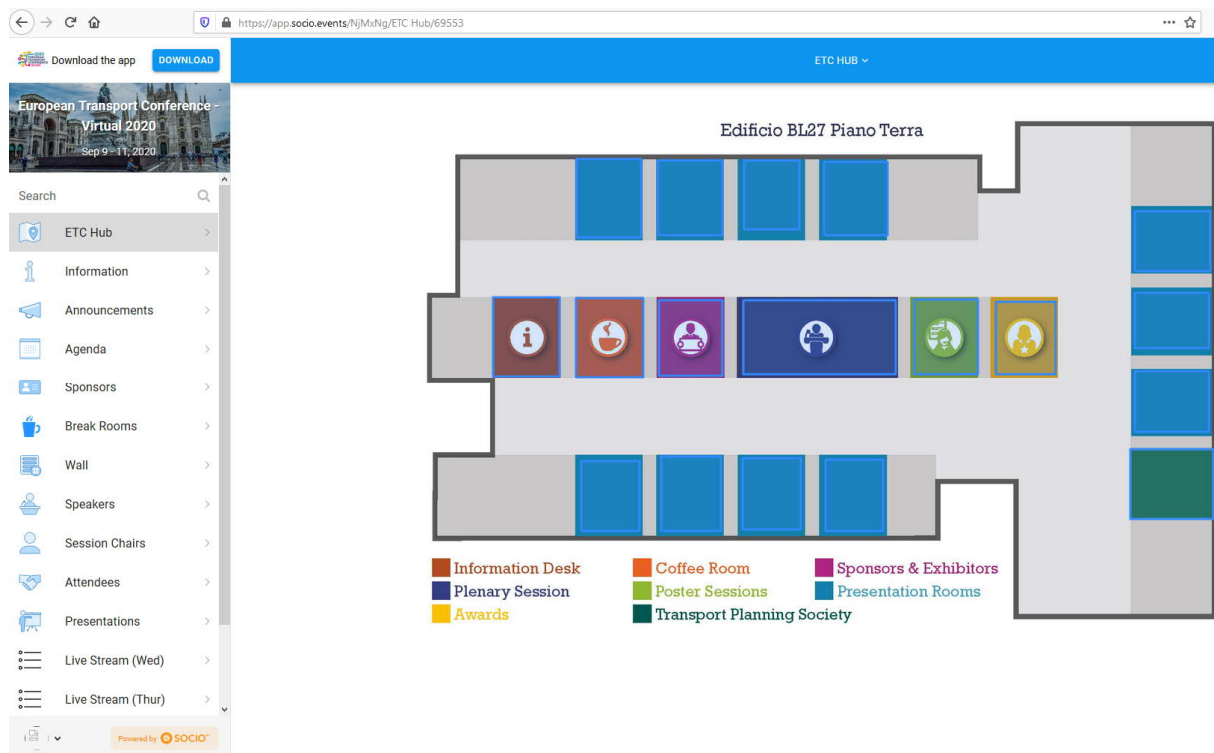
After creating your profile in the virtual conference following the steps in the AET website: <https://aetransport.org/participating-in-the-online-conference> you are all set to participate in the conference.

How to navigate the conference will be explained below based on the preferred way of participating: via your web browser.

It is advised that you participate via the local environment on your computer. Participating via a (remote) desktop of your employer can result in blocking of some of the functionality in the app or less quality of the connection during the online seminars.

If you prefer to participate via a mobile device, the pages and icons in the conference app are the same as in the browser version. Also the functionality provided via the app is the same.

The home screen of the conference interface has the following lay-out:











The ETC hub shows the floor plan of the Bovisa campus in Milan where we hope to have the conference next year.

The icons in the ETC hub are shortcuts to the most relevant aspects of the online conference. See the legend in the ETC hub for the options available.

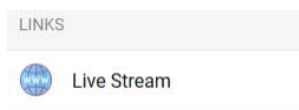
The best way to get accustomed to using the app is by browsing around in the app. The setup is very intuitive.

ETC App At-a-Glance

-  **Agenda** > Browse the agenda day- by-day, and configure your own agenda. You will be prompted in time in your own time zone for the sessions you have selected. Just click on the  of the session of your interest and it will be added to your personal agenda. You will be able to see information for all sessions here, regardless of which days you registered for. Note that access to the livestreams of the sessions is only available on the days you have registered for
-  **Announcements** > Announcements by the conference organizers. These will also display on the home screen in real-time.
-  **Sponsors** > See the sponsors of the conference, and contact them during or after the conference.
-  **Break Rooms** > Specific topics or specials on request can be discussed in the break rooms also open social meetups can be found here
-  **Wall** > Did you attend a special session you want other participants to know about or any other information you as attendee think are of interest to the greater community of attendees? Post it here!
-  **Speakers** > Find the speakers in the conference. By clicking on the speaker of your interest you will see where he/she will present and find the abstract of the presented paper.
-  **Presentations** > Find the papers and posters that will be presented at the conference. By clicking on the paper you can see in which session the paper is presented.

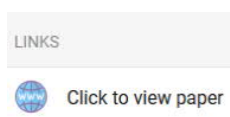
How to attend the sessions during the conference

All sessions during the conference will be via Webex livestreams. The livestreams can be accessed by clicking on the link in the agenda for the session you are interested in (links will open in a new browser window). If you do not see this option, then the most likely reason is that you have not registered for that day.



After the session has ended, close the window and return to the App for your next session.

The interface allows you to access the abstracts of all papers presented at the conference, and –if uploaded by the author- all the documents (presentation, paper) attached to the abstract. Just select the paper you are interested in and click on the link.



You will be redirected to the AET website. The abstracts can be accessed after logging in to your account in the AET website. Note that your login details to the AET website may differ from the login details to the online conference.

Troubleshooting

You can find some frequently-asked-questions in the 'Information' part of the app.

If you are having difficulty accessing the event app then this may be for one of two reasons:

1. You have used different email addresses for registering at the conference and creating your profile. If you have forgotten which email address was used for registration please contact registration@aetransport.org alternatively, log out and create a new profile.
2. You are not registered for the conference. Please book online [here](#) or email registration@aetransport.org to register for the conference. Please allow a few hours for us to process your order before you try logging in again.

The most common problems experienced by participants in webinars are to do with the connection of your internet. The recommended requirements for HD video (720p and 30FPS) presenting are 8 Mbps download / 6 Mbps upload - you can go to <http://boxcast.speedtestcustom.com/> to test your connection.

To make sure you have the best connection you can, try:

- Disconnecting other devices connected to the internet
- Moving closer to the router if using Wi-Fi
- Connect to your router using a wired (LAN) connection
- Close any browser windows not in use
- Stop any background uploading/downloading that may be in process (e.g. emails)

If you encounter any problems to access the conference app or to navigate the conference you send an email to aetransport.events@aetransport.org